
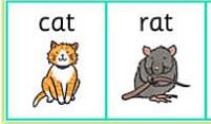






Phonics WB 15th June

One of the aspect of Phase 1 Phonics is oral blending and segmenting. This is very important as it will help you move on to blending words for reading and segmenting words for spelling. Look at the document on the website for more information.

<http://www.letters-and-sounds.com/phase-1.html>

<p>Bug hunt (Environmental sounds)</p> 	<p>Go on a bug hunt in your garden/ local area. What bugs can you see? Listen carefully to the sounds the bugs make- Do you they make a sound? Can you think of a funny sound that they could make?</p>
<p>Rhyming words (Rhythm and rhyme)</p> 	<p>Match up the rhyming words on the sheet. Draw a line to match them up. Can you think of any other words that rhyme?</p>
<p>Voice sounds (Environmental sounds)</p> 	<p>Use your voice to make some different sounds like a car, a dog, a cow, a train, bubbles under water, a phone etc. What sounds can you make?</p>
<p>Nursery rhymes (Rhythm and Rhyme)</p> 	<p>Practice singing some familiar Nursery Rhymes- Can you remember any? Which is your favourite? Practice singing these songs and doing the actions. (You can find these on Youtube).</p>
<p>Sound hunt (Alliteration)</p> 	<p>Go on a letter sound hunt in your house/ outside. Look around and find things beginning with the same letter sound. Choose a letter sound eg 'p' 's' 'a'. Remember it is not the letter name but the sound it makes! For example 'a' for apple, ant, astronaut.</p>
<p>Listening and Drawing (Oral blending and segmenting)</p> 	<p>Play a listening and drawing game with a grown up. Take it in turns to sound out a word (this could be the syllables or the sounds). The other person then has to draw the item. For example b-i-n 'bin' s-u-n 'sun' p-a-n 'pan' b-o-x 'box' (See the link at the top for some help with sounding out CVC words).</p>

