

English Home Learning

Remember, all of your home learning, for every subject, can be accessed on Sharepoint.

Learning:

In the second week of learning at home, we are going to focus on spelling, punctuation and grammar.

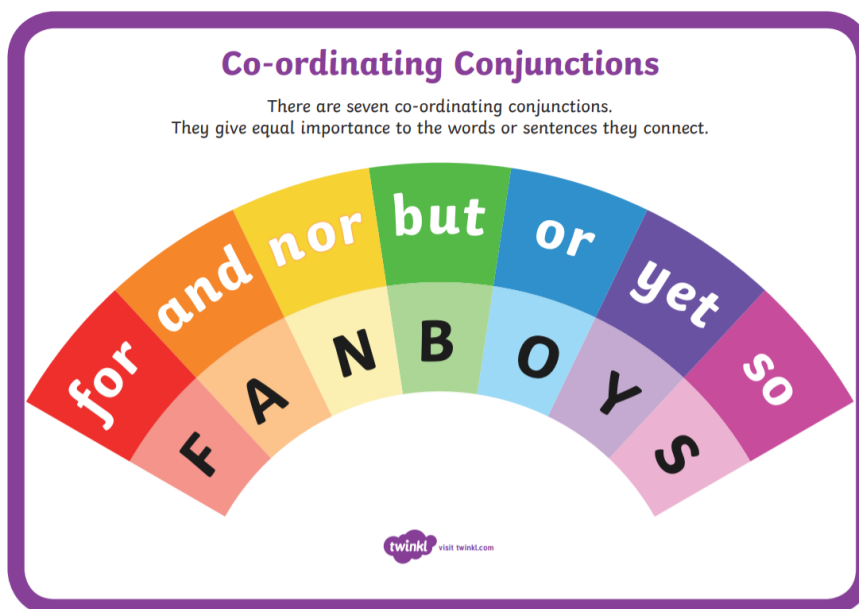
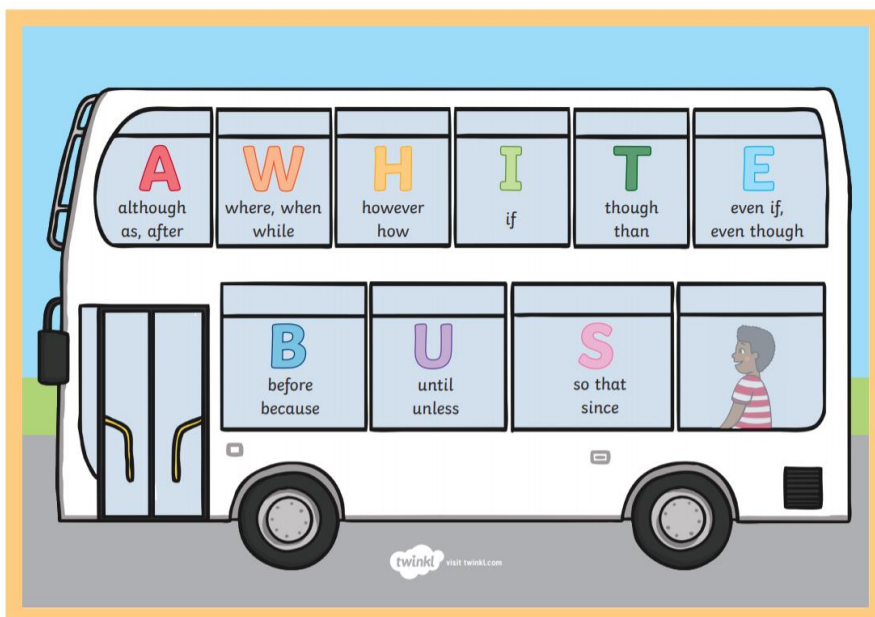
Today we are going to look at conjunctions. We looked at these in our second week back at school, so hopefully you can use this knowledge to help you to write sentences using both kinds of conjunctions.

Subordinating conjunctions = A WHITEBUS

E.g. Ahmet was nervous because he didn't know anyone in our class.

Co-ordinating conjunctions = FANBOYS

E.g. I wanted Ahmet to feel welcome, so I offered him a sherbet lemon.



Videos / resources to help:


<https://www.youtube.com/watch?v=FK2Gyto5gTQ>

<https://www.youtube.com/watch?v=hIVL38Is5Ac>

Your task:

Wednesday 30th September 2020

LO: To use subordinating and co-ordinating conjunctions accurately.



1. Write 5 sentences about 'The boy at the back of the class'. Each sentence must include one subordinating conjunction. (Use a range and not the same one in each sentence.)
2. Write 5 sentences about 'The boy at the back of the class'. Each sentence must include one co-ordinating conjunction. (Use a range and not the same one in each sentence.)