

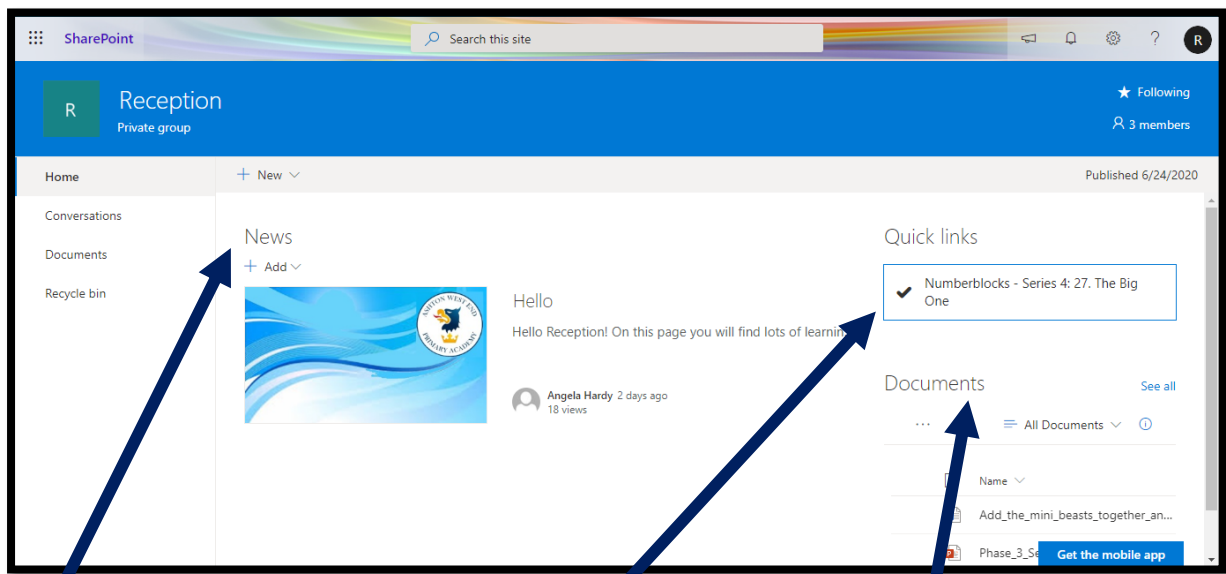


Year 6 Home Learning Link – click this link

<https://ashtonwestendprimary.co.uk/learning/home-learning-links/>

Your username and password details are in your reading record.

Click the home button and you will see this screen (it will say your year group):



News

This is the section where your teacher will upload messages for you. They will update the year group news regularly so make sure you log in regularly.

Quick Links

This is the section where your teacher will upload links to other web pages for you. This might be a learning video or game for you to practise your skills.

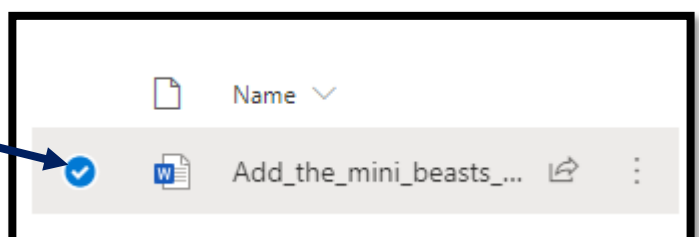
Documents

This is the section where your teacher will upload learning activities. This might be a PowerPoint or word document. More information below.

Documents

You can download and save the documents to your own computer, complete the learning and then upload the completed learning for your teacher to see.

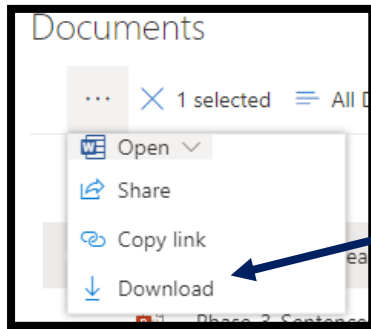
Click here for the work you want to download.



'Today I am proud of my school, tomorrow my school will be proud of me.'

ASHTON WEST END PRIMARY ACADEMY

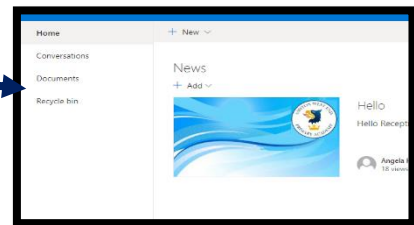
SharePoint Help Sheet



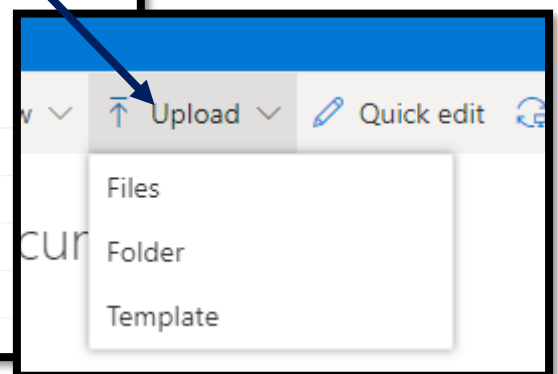
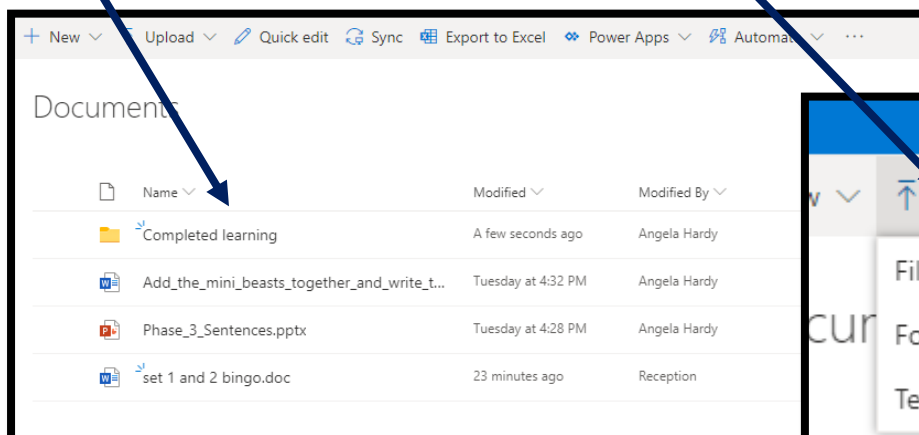
Click this! The work will then download and you can save it to your computer. Make sure you save it as your name.

Once you have finished the learning you can upload it back on to the year group page for your teacher to see.

Click on documents on the left hand side of the page:



This will show you all documents that have been uploaded and you will see a folder called Completed Learning. Click on this and then select upload. Select the work you want to upload.



You can upload pictures and documents of learning and to show what you have been doing at home during your time away from school.

Remember, everyone in your year group and teachers will be able to see so make sure the pictures and documents are appropriate and follow our Internet Safety rules.

'Today I am proud of my school, tomorrow my school will be proud of me.'