



Safeguarding Young People

Ashton West End Primary School – Parents

Katherine Howard

Digital Safeguarding Specialist, eSafe



**What are the new trends with
our children?**

eSafe





Online Safety at Home

Enjoyment

**Behaviour
Communication**

Awareness

Information

Consequences

A partnership



Department
for Education



Pathways: How

New research shows child accounts directly targeted with graphic content within as little as 24 hours of creating an online social media account

 RIGHTS FOUNDATION

Through
Impartial di
during a glc



REPORT
HARMFUL
CONTENT
reportharmfulcontent.com

line harm

New Online Harms Laws

#SafeOnline

- Milestone Online Safety Bill will help safeguard young people and clamp down on racist abuse online
- Bill to be published today includes new measures to uphold democratic debate online
- Financial fraud on social media and dating apps included to protect people from romance scams and fake investment opportunities

New internet laws will be published today in the draft Online Safety Bill to protect children online and tackle some of the worst abuses on social media, including racist hate crimes.

What can you do at home?



Talk



Know



Support



Enjoy

**How can we ensure we are
safeguarding our students
effectively?**

eSafe



How safe?



Gacha Life



Discord



Roblox




Rec Room



Omegle



Whats App



Monkey



Tiktok




Dreame - Lovers



Only Fans



IMVU



Snapchat



Instagram



Safety features



Privacy & location



Reporting & blocking



Content



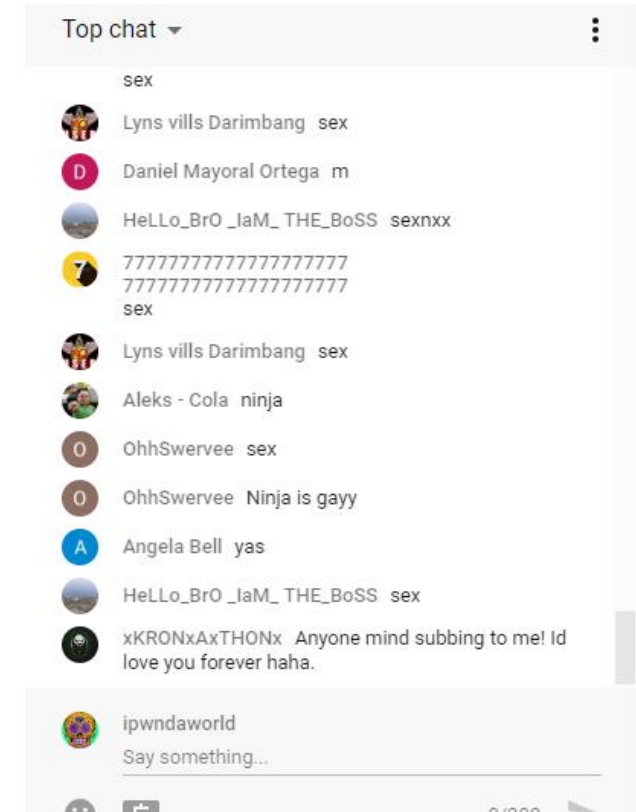
Gaming – Pegi ratings



Gaming – Pegi ratings



Fortnite – 12 years old Don't just take the age rating



<https://www.saferinternet.org.uk/blog/parents-guide-fortnite-battle-royale>



eGaming – Reality

What is the average age of male gamers?

A) 32 B) 18 C) 13

What is the average age of female gamers?

A) 36 B) 22 C) 15

How many hours do you have to play in order to get the best team in Fifa?

A) 22K B) 18K C) 35K

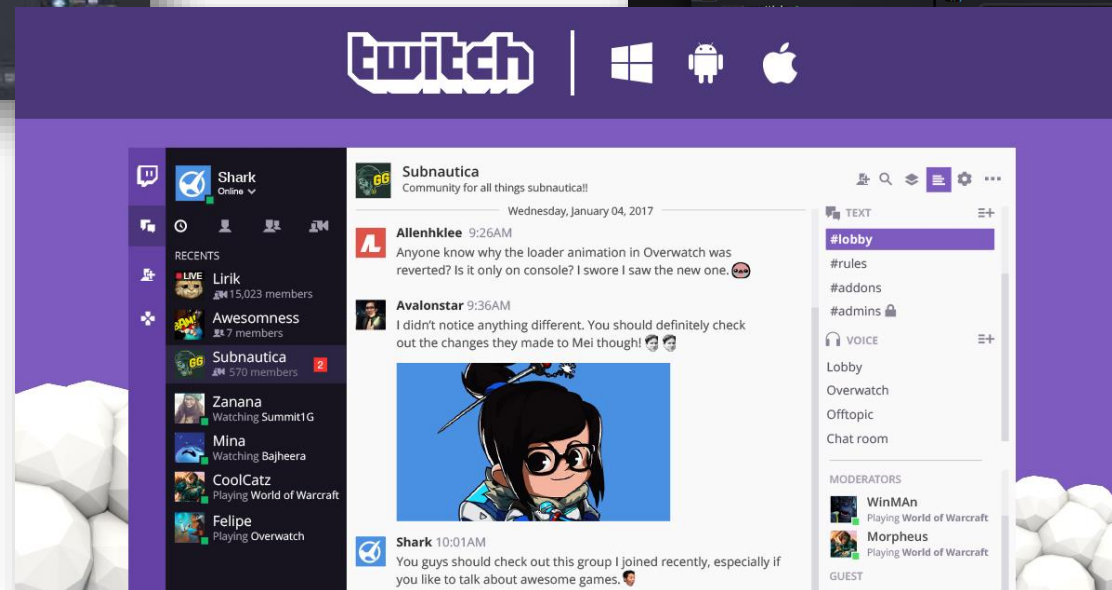
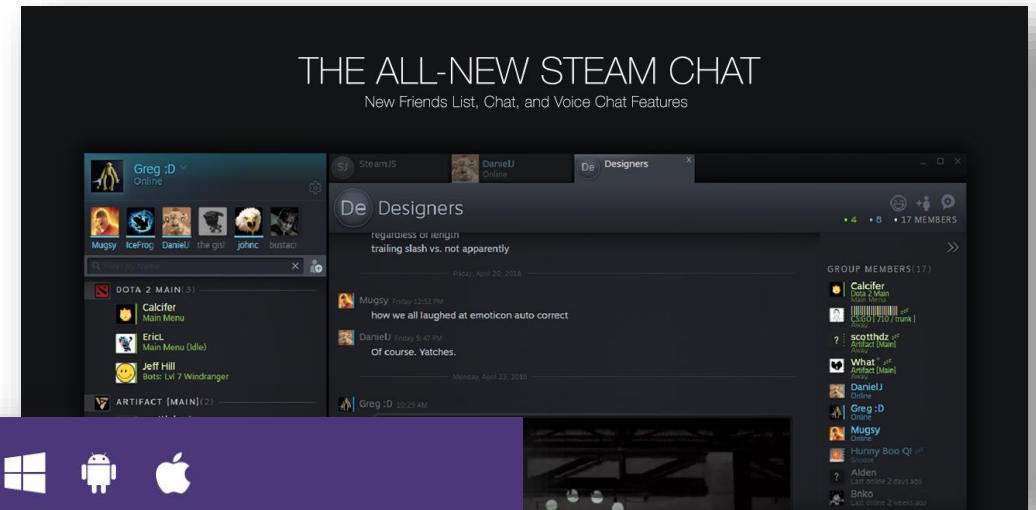
Or How much money do you have to spend to get the best team?

A) \$8k B) \$10k C) \$4k


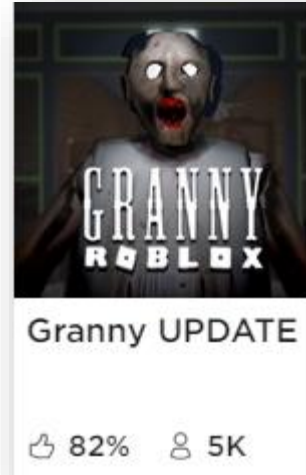
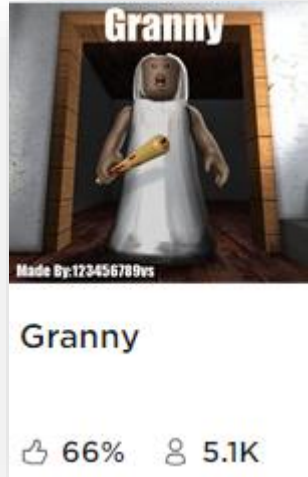


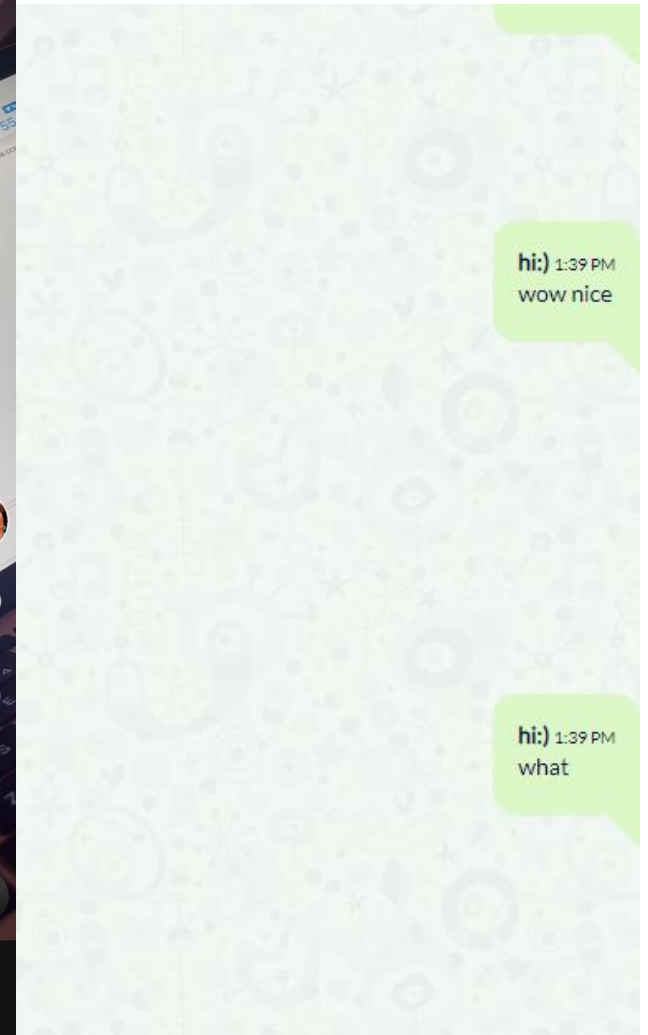
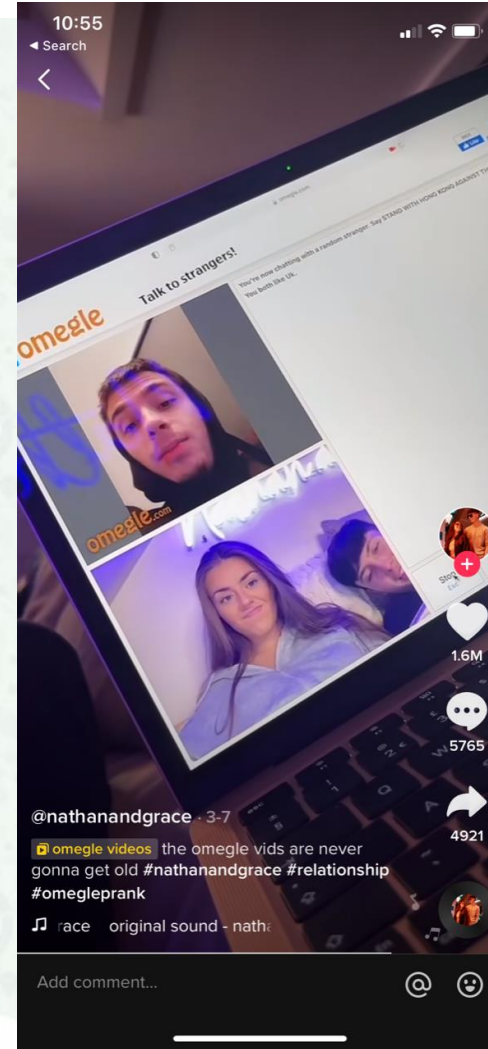
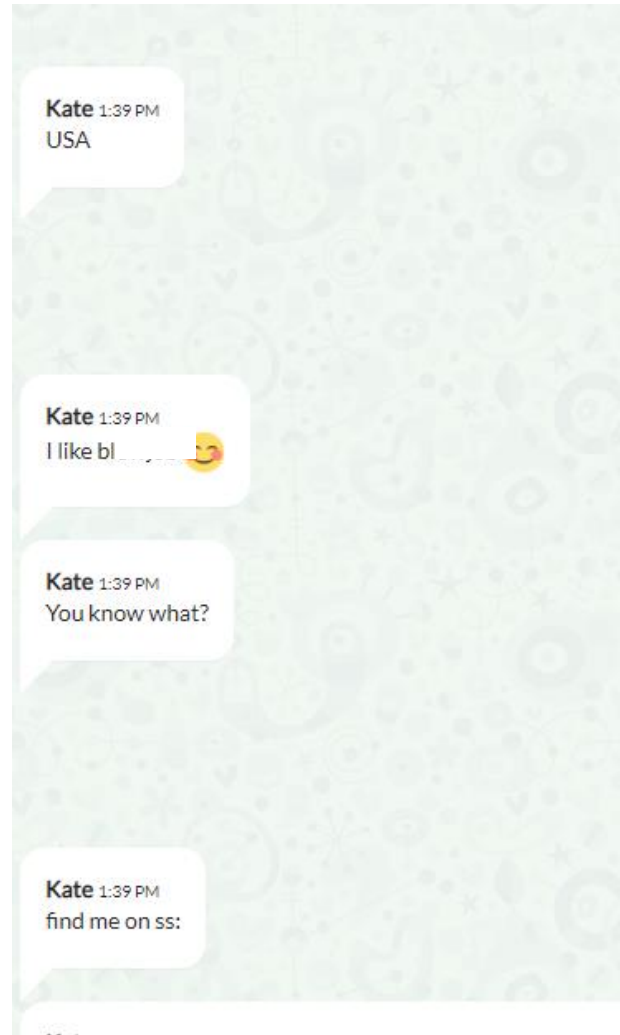
9+





Gaming Culture: Roblox / Rec Room







Privacy & Safety Checklist

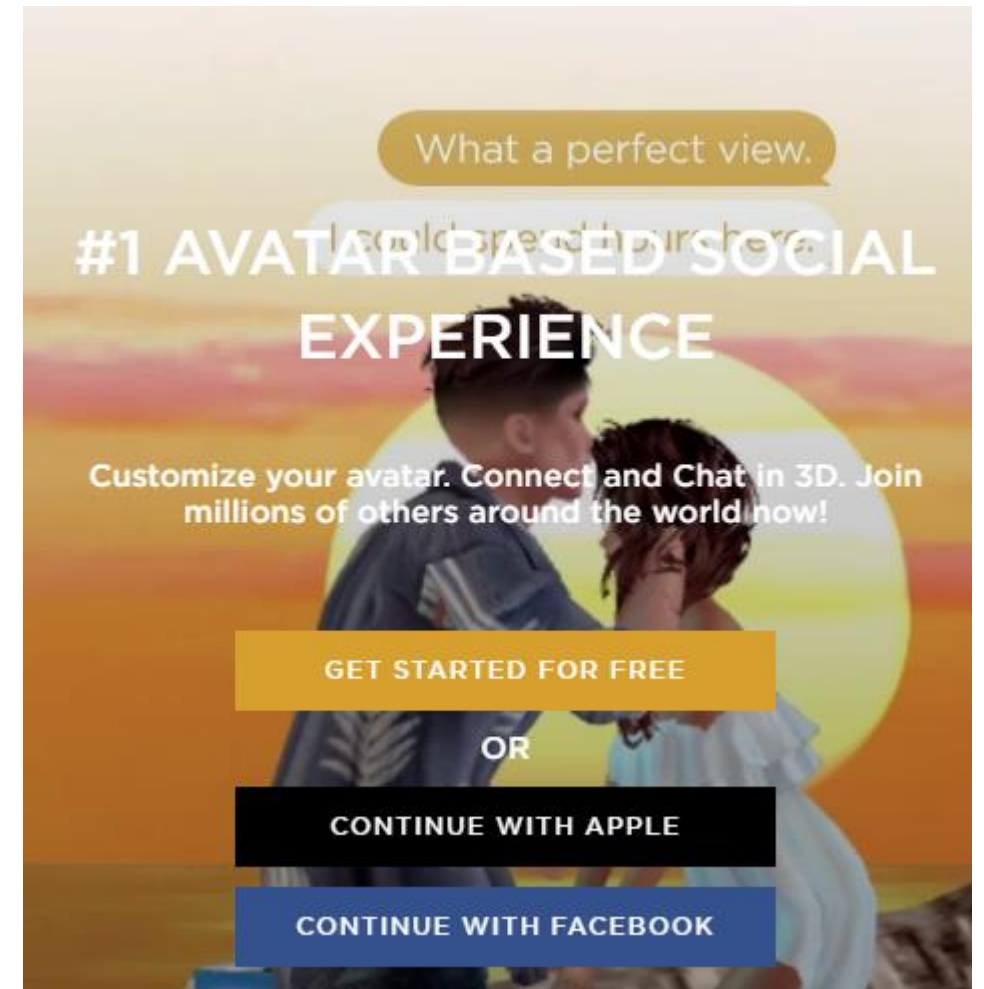
<https://www.childnet.com/blog/advice-for-parents-what-to-do-if-your-child-sees-something-upsetting-online>

<https://www.thinkuknow.co.uk/parents/articles/what-to-do-if-your-child-has-seen-something-inappropriate-online/>



Stranger Danger - IMVU

- Inappropriate chats
- Grooming
- Sexualisation
- Avatar based social media
- Age rating of 13
- Between 13-17 – Minor account



- If you are adult (18 or older), you must represent yourself as an adult.
- If you are a minor (13 to 17), you must represent yourself to be your actual age.

What is beauty?

- Get your girls to think about what defines beauty?
- How do they want others to see them?
- How do they see themselves?





What is beauty?

One in five UK adults said images on social media had caused them to worry about their body image.

(Mental Health Foundation, 2019)

#BeBodyKind



Mental Health
Foundation



Stranger Danger – What's App

16+



- New features
- Age rating
- End to end encryption

IMPORTANT: WhatsApp has changed group settings to include "everyone" by default so people you don't know can add you to a group without you knowing. This can include scam messages, fraudsters etc. To stop this you can change your default settings as follows:

1. Go to WhatsApp:
2. Go into Settings
3. Go to Account
4. Go to Privacy
5. Go to Groups
6. Change setting from (Everyone) to (My Contacts)

EDIT— I'm no tech expert, make of it what you will, this info is on several FB pages/forums if you want to look into for yourself. The choice to change it, or not, is completely yours.

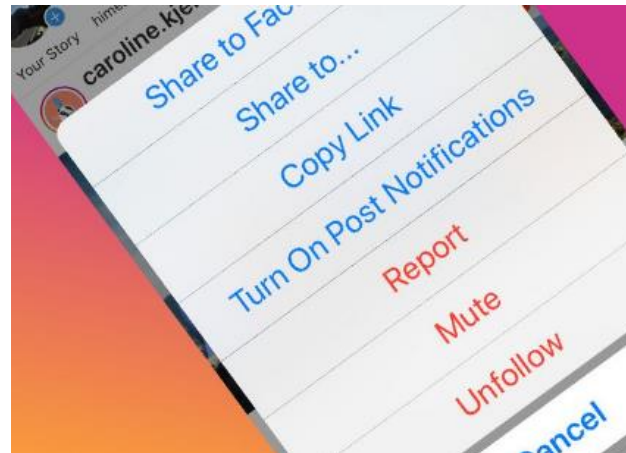

Social Media - Instagram

- Report
- Digital resilience
- Features of the app
- Personal information
- Privacy Settings
- Critical thinking



Social Media – Snapchat

- Report
- Digital resilience
- Features of the app
- Personal information
- Strangers - Settings



What do you have a concern about?

- ☒ A Snap or Chat I've received
- ☐ A Story I viewed
- ☐ A Snapchat account
- ☐ I think my account was hacked

What is your concern with this content?

- ☐ It contained nudity
- ☐ It bullied me
- ☐ It was a threat
- ☐ It contained illegal activity
- ☐ I didn't want to see it



What are # used for in social
Media?

Hashtags – Social Media



Predator-Attracting Hashtags

As parents, it is our responsibility to keep our children out of harm's way. However, with the expansion of the internet and digital technologies this responsibility has become even more challenging. Child Rescue Coalition has compiled a list of hashtags to avoid as you post images of your children on social media. To learn more about Child Rescue Coalition, visit www.childrescuecoalition.org.

#kidsbathroom
#kidsbedroom
#childbath
#bathchild
#bathtimefun
#splishsplash
#sinkbath
#cleanbabies
#bathtime
#kidsbathtime
#kidsbathtub
... ..

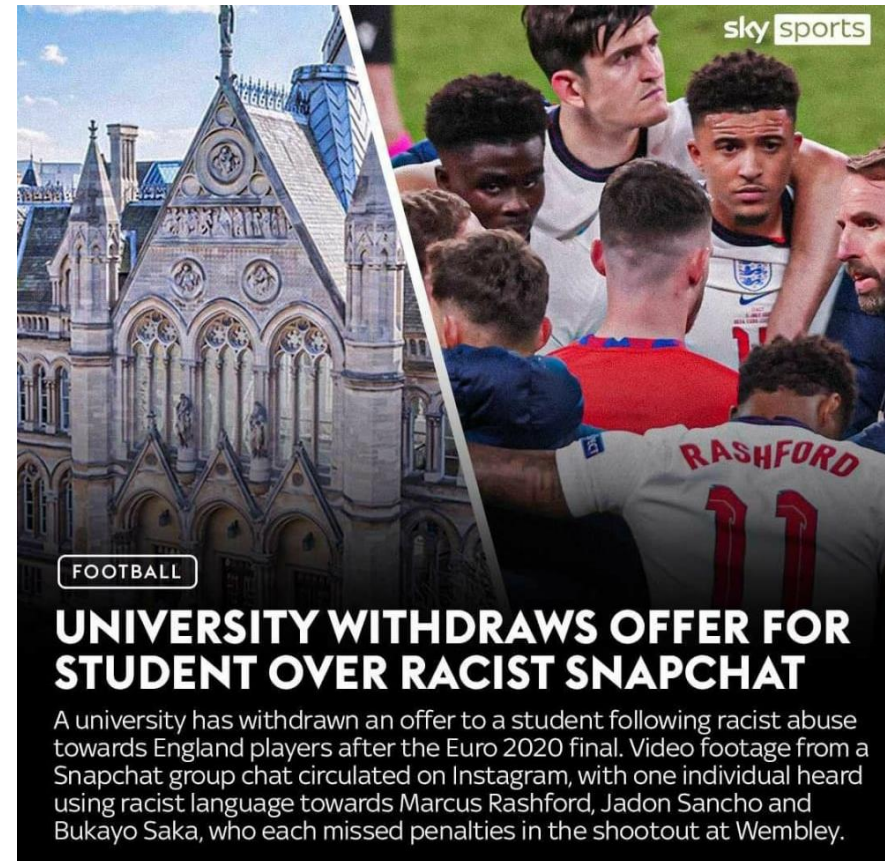
#babykini
#bikinikidsmodeling
#bikinikidslovers
#kidbikini
#kidbikinis
#toddlerbikini
#toddlerbikinis
#toddlerbikinisrule
#toilettraining
#pottytraining4kids
#pottytrainingguide
.. ..



Social Media – Digital Reputation



Social Media- Digital Reputation



Kat Howard – Where you live
Kat Howard – Hobbies
Kat Howard – Where you work



Digital Reputation



Make a positive footprint

The internet is a fantastic way to shout about all your achievements and to let everyone know about all the amazing things you create and do online. The best way to keep your online reputation in check is to use your time online to get creative and leave a positive mark behind. For example, you could write a blog to promote all the great things you're doing or create a video to teach others something new.



Search yourself online

Do you know what is online about you? It's recommended that you search your name online regularly. You might be aware of the content you post about yourself online, but are you aware of what others post about you? Set up Google Alerts - where you will receive an email every time your name appears in a Google Search result. Remember: if your Instagram or Twitter pages appear you can change this by adjusting your privacy settings.



Check your privacy settings

Make sure you know what information you are sharing on the platforms you use, in particular social networking sites. Most social networking sites have privacy settings to help you manage the content you share and who you share it with; you can decide if you want your posts to be shared with all your online followers, or a specific list of followers or the public. Keep in mind that your friend's content and their settings can also affect your digital footprint; remember you're only as private as your most public friend! Have a look at www.saferinternet.org.uk/safety-tools to learn about how to set up privacy settings on your account.



Think before you post

Be proud of everything you post online! Before you post that silly photo of a friend on Instagram, ask yourself if you would be happy for that same friend to post a photo like that of you. Even if a service states that once you post a photo it will disappear after a certain period of time, once something is online it could potentially be there forever!



Deactivate and delete

If you stop using a social media account it's a good idea to deactivate or delete your account. Deactivating your account means that you can still access the content posted for a period of time. Deleting the account removes the account completely. Over time, this will prevent it appearing in search results on a site or through a search engine, and it will remove the risk of these accounts being hacked without you knowing.

Further Resources

eSafe



Kids Search Engine – Swiggle.org.uk



Trends – Streaming Services



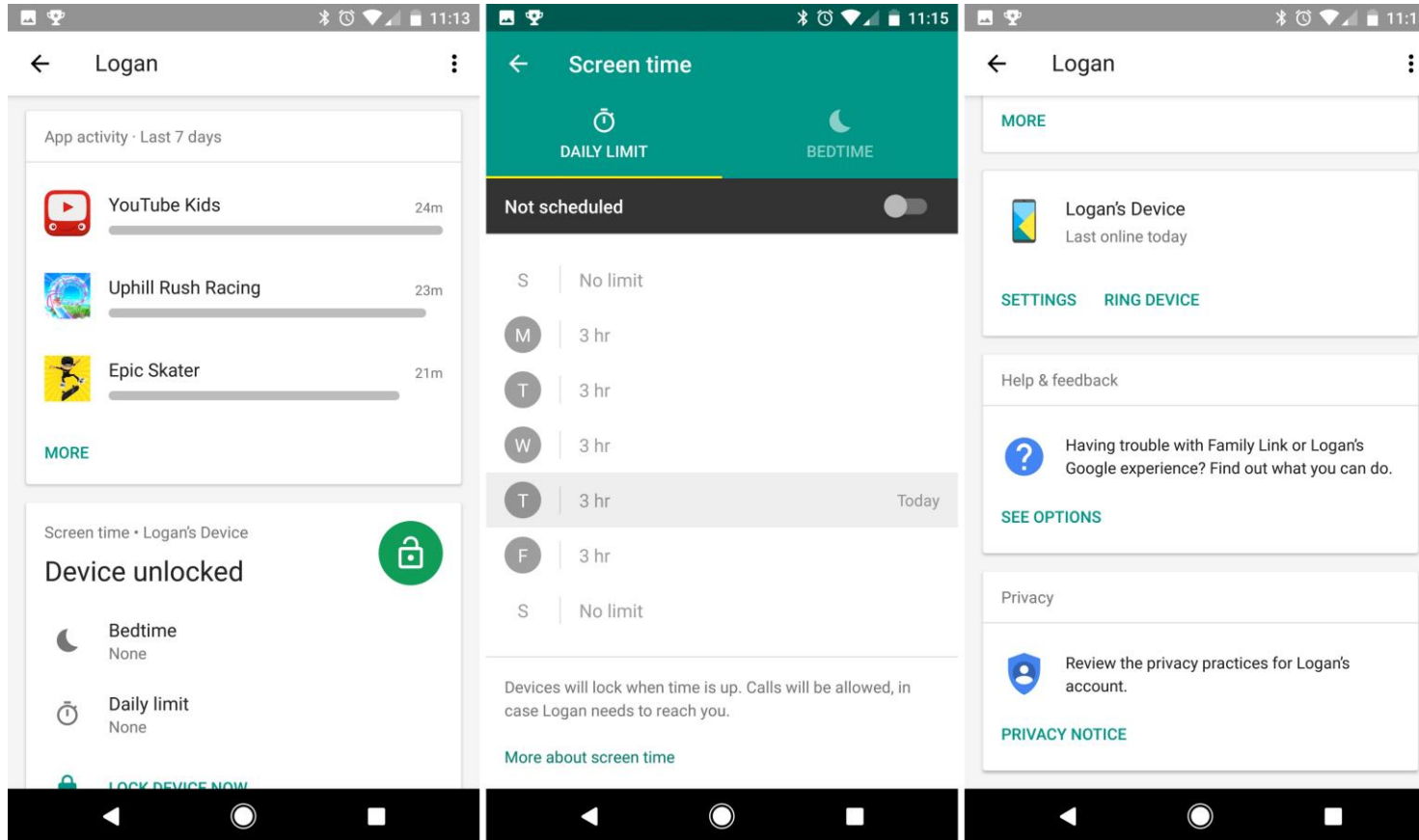
NOWTV




Introduction to
Disney+
Parental Controls

[Watch Introduction to Disney+ Parental Controls | Full movie | Disney+ \(disneyplus.com\)](#)

Trends – Google Family Link



Privacy and Safety – Social Media

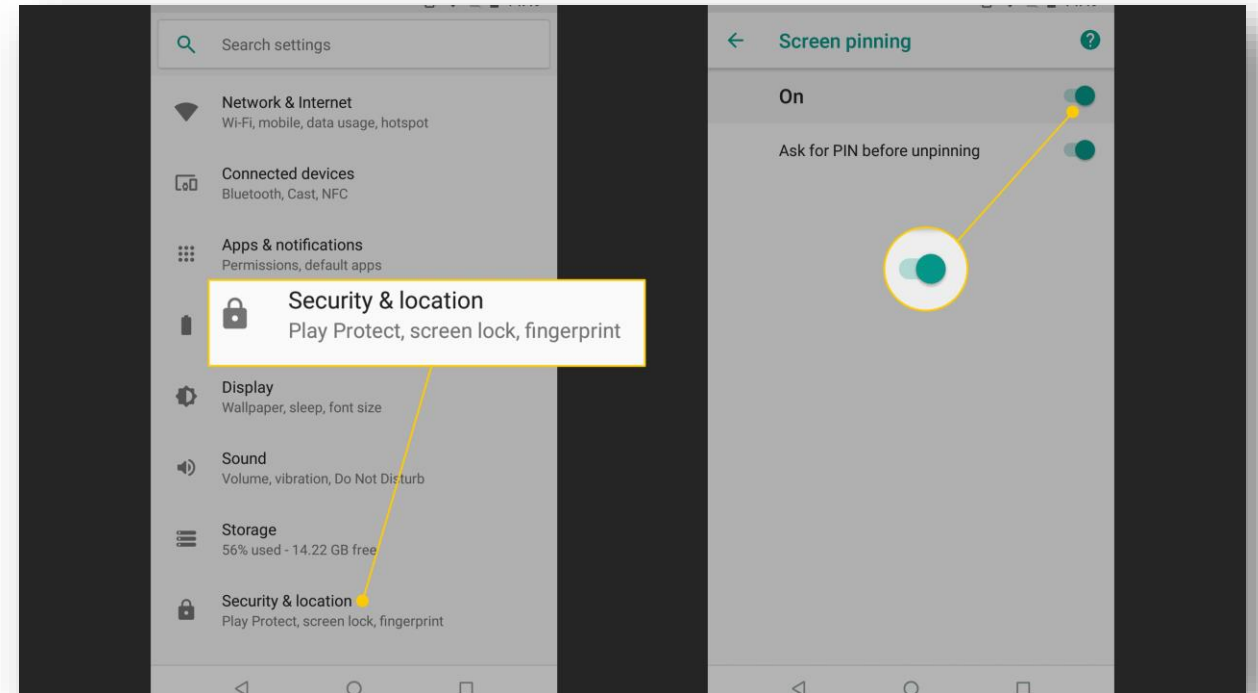


Body image and advertising guide for parents

A guide for parents to help their children navigate body images issues and the impact of advertising.

<https://www.mentallyhealthyschools.org.uk/resources/body-image-and-advertising-guide-for-parents/?page=1&IssuePageId=3810>

Guided Access



Resources – Vodafone Digital Parenting



#HomeTruths

WHAT CAN PARENTS AND CARERS DO?

TALK

Talk to your child about online sexual abuse. Start the conversation – and listen to their concerns.

Start talking

Agree ground rules about the way you use technology as a family.

Agree rules

Learn about the platforms and apps your child loves. Take an interest in their online life.

Find out more

Know how to use tools, apps and settings that can help to keep your child safe online.

Use settings



Gaming consoles & Platforms

If your child is a keen gamer and uses a range of consoles or devices to play the latest games, take a look at our list of consoles, platforms and gaming apps parental control how-to guides to get up to speed on how to set the right level of protection to give them a fun and safe experience.



<https://www.internetmatters.org/parental-controls/gaming-consoles/>

Xbox One

Controls & Settings guide

Parental Controls for Xbox One X and Xbox One S can be set for each of your children's individual profiles, allowing you to prevent unauthorised purchases, ensuring your children only access age-appropriate content and restrict the ability to chat to strangers online.

[DOWNLOAD PDF](#)[E-EMAIL ME PDF](#)

<https://www.internetmatters.org/parental-controls/gaming-consoles/xbox-one-and-xbox-one-s-guide/>

You tube for kids



Create individual profiles as unique as your kids

With personalized content selections and settings



Choose a content level based on your kid's age

Select a preferred experience for ages 4 and under, 5-7, or 8-12



Or approve what your kids can watch

Handpick and approve videos, channels, or collections



Set screen time limits, block videos, and more

Parental controls to manage your family's



Fun on every screen

Enjoy YouTube Kids on mobile, desktop, and Smart TVs

YouTube Kids has a much smaller set of content available than YouTube's main app and website. We work hard to keep videos on YouTube Kids family-friendly and use a mix of automated filters built by our engineering teams, human review, and feedback from parents to protect our community. But not all videos have been manually reviewed. If you find something inappropriate that we missed, you can flag it for fast review. This makes the app better for everyone.

https://www.youtube.com/myfamily/?gclid=EAlaIQobChMI4IjT-Ovh8AIVWvhRCh3cbQt1EAAYASAAEgKtT_D_BwE&gclsrc=aw.ds



Create a supervised Google Account for your child to use YouTube

Link your child's account to your own account to manage the experience



Choose from three content settings

Generally aligns with content ratings by age, starting at 9+



Before they explore, help them become safe, prepared users of YouTube

[Download](#) and review our guide to start the family conversation



Limited features available in our beta experience

We continue to work with parents and industry



Works with Google's Family Link parental controls app

Access more parental controls for YouTube such as screen timers

YouTube (parent supervised experience) contains a vast number of videos and is significantly larger than our separate YouTube Kids app. Our systems work hard to prevent inappropriate content, but are not perfect and will make mistakes. Some videos may be unsuitable for kids. If you prefer a more limited experience for your child, YouTube Kids may be a better option.

https://www.youtube.com/myfamily/?gclid=EAIaIQobChMI4IjT-Ovh8AIVWvhRCh3cbQt1EAAAYASAAEgKtT_D_BwE&gclsrc=aw.ds

Reporting Harmful Content



Report

Advice

Cymraeg

Helping everyone to report harmful content online



Threats



Impersonation



Bullying and
Harassment



Self-harm or
Suicide Content



Online Abuse



Violent Content



Unwanted Sexual
Advances



Pornographic
Content

Are you a young person under the age of 18?



HOW TO GET YOUR IMAGE REMOVED

If you're under 18 and a nude image or video of you has been shared online, you can report it and to be removed from the internet. You'll need to:

- Select your age and follow the steps below.
- Create a Childline account so we can send you updates on your report.
- Report your image or video to the Internet Watch Foundation (IWF).



**Nude image of you online?
We can help take it down.**

To help you get your image removed we need to know how old you are.
Please select your age using one of the buttons below.

Under 13 years old

13-15 years old

16-17 years old

18 and over



For further information contact



Kat Howard

Tel: 07734 214 090

Email: katherineh@esafeglobal.com